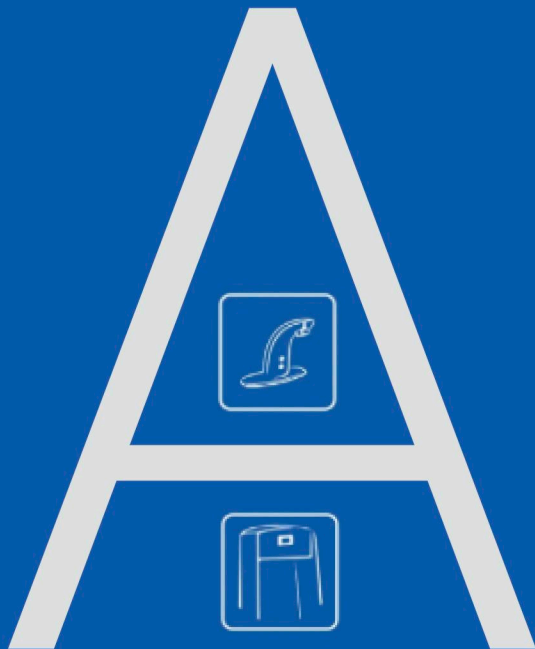


DA VINCI

2020 PRODUCT BROCHURE

 DA VINCI AUTOMATIC
PRODUCT CATALOG



Focus on R & D and manufacture
of core components of induction
sanitary ware . . .

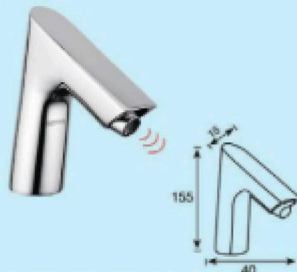
Automatic Sensor Faucet

HY-176D (DC)
HY-176AD (AC&DC)



Automatic Sensor Faucet

HY-175D (DC)
HY-175AD (AC&DC)



Automatic Sensor Faucet

HY-169D(DC)
HY-169AD (AC&DC)



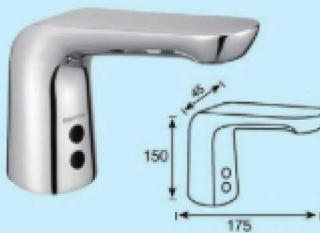
Automatic Sensor Faucet

HY-153D (DC)
HY-153AD (AC&DC)
waterfall flow



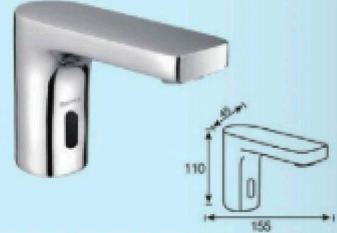
Automatic Sensor Faucet

HY-166D (DC)
HY-166AD (AC&DC)



Automatic Sensor Faucet

HY-167D (DC)
HY-167AD (AC&DC)



Automatic Sensor Faucet

HY-163D(DC)
HY-163AD
(AC&DC)



Automatic Sensor Faucet

HY-1606D (DC)
HY-1606AD (AC&DC)



Automatic Sensor Faucet

HY-1105D (DC)
HY-1105AD (AC&DC)



Automatic Sensor Faucet

HY-177A (DC)
HY-177AD (AC&DC)



Automatic Sensor Faucet

HY-119A (DC)
HY-119AD (AC&DC)



Automatic Sensor Faucet

HY-129A (DC)
HY-129AD (AC&DC)



* MM , D=DC 6V(alkaline battery), A=AC 110V or 220~240V, AD= AC&DC

Automatic Sensor Faucet

HY-118D-2 (DC)
HY-118AD-2 (AC&DC)



Automatic Sensor Faucet

HY-1605D (DC)
HY-1605AD (AC&DC)



Automatic Sensor Faucet

HY-1705D (DC)
HY-1705AD (AC&DC)
Sensor Faucet with Hot & Cold Water



Automatic Sensor Faucet

HY-118A -1(DC)
HY-118AD-1 (AC&DC)



Automatic Sensor Faucet

HY-122D (DC)
HY-122AD (AC&DC)



Fully automatic integrated faucet

HY-187D (DC)
HY-187A (AC)
HY-187AD (AC&DC)
Sensor Faucet with Hot & Cold Water



Automatic Sensor Faucet

HY-71019D(DC)
HY-71019AD (AC&DC)



Automatic Sensor Faucet

HY-1603D(DC)
HY-1603AD (AC&DC)



Fully automatic integrated faucet

HY-1703D(DC)
HY-1703AD (AC&DC)
Sensor Faucet with Hot & Cold Water



Automatic Sensor Faucet

HY-179D (DC)
HY-179AD (AC&DC)



Automatic Sensor Faucet

HY-121D (DC)
HY-121AD (AC&DC)



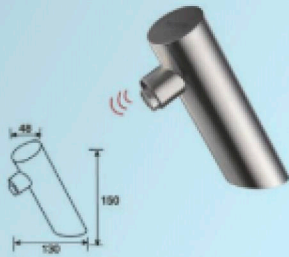
Fully automatic integrated faucet

HY-183D (DC)
HY-183A (AC)
HY-183AD (AC&DC)
Sensor Faucet with Hot & Cold Water



Automatic Sensor Faucet

HY-136D (DC)
One-piece Sensor Faucet with SS satin



Automatic Sensor Faucet

HY-178D (DC)
HY-178AD (AC&DC)



Automatic Sensor Faucet

HY-186D (DC)
HY-186A (AC)
HY-186AD (AC&DC)
Sensor Faucet with Hot & Cold Water



Automatic Sensor Faucet

HY-185D (DC)
HY-185A (AC)
HY-185AD (AC&DC)
Sensor Faucet with Hot & Cold Water



Automatic Sensor Faucet

HY-1601D(DC)
HY-1601AD (AC&DC)



Automatic Sensor Faucet

HY-1701D(DC)
HY-1701AD (AC&DC)



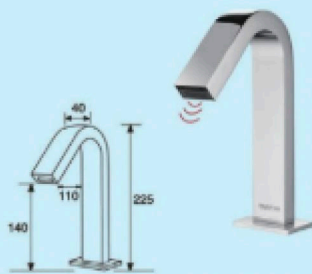
Automatic Sensor Faucet

HY-1801D(DC)
HY-1801AD (AC&DC)



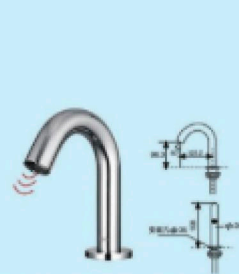
Automatic Sensor Faucet

HY-155D (DC)
HY-155AD (AC&DC)



Automatic Sensor Faucet

HY-171D(DC)
HY-171AD (AC&DC)



Automatic Sensor Faucet

HY-172D (DC)
HY-172AD (AC&DC)



Automatic Sensor Faucet

HY-173D (DC)
HY-173AD (AC&DC)



Wall-in Sensor Faucet

HY-111D (DC)
HY-111AD (AC&DC)



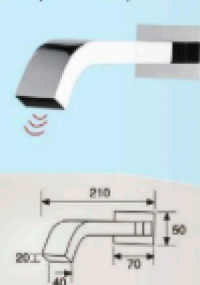
Automatic Sensor Faucet

HY-277D (DC)
HY-277AD (AC&DC)



Automatic Sensor Faucet

HY-276D (DC)
HY-276AD (AC&DC)



Automatic Sensor Faucet HY-198D (DC)
HY-198AD (AC&DC)



Automatic Sensor Faucet HY-199D (DC)
HY-199AD (AC&DC)



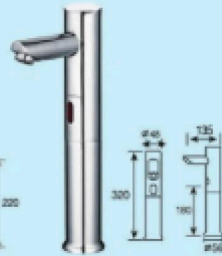
Automatic Sensor Faucet HY-161D (DC)
HY-161AD (AC&DC)



Automatic Sensor Faucet HY-137D (DC)
HY-137AD (AC&DC)



Automatic Sensor Faucet HY-139D (DC)
HY-139AD (AC&DC)



Automatic Sensor Faucet HY-157D(DC)
HY-157AD (AC&DC)



Automatic Sensor Faucet HY-159D (DC)
HY-159AD (AC&DC)



04

Automatic Sensor Faucet HY-120D (DC)
HY-120AD (AC&DC)



Automatic Sensor Faucet HY-116D (DC)
HY-116AD (AC&DC)



Automatic Sensor Faucet HY-128D (DC)
HY-128AD (AC&DC)



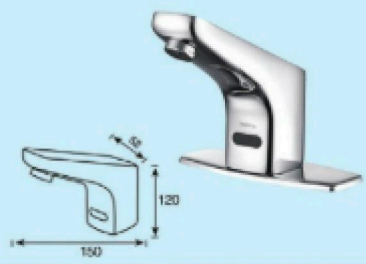
Wall-in Sensor Faucet HY-113D (DC)
HY-113A (AC)
HY-113AD (AC&DC)



Automatic Sensor Faucet HY-168D (DC)
HY-168AD (AC&DC)



Automatic Sensor Faucet HY-165D (DC)
HY-165AD (AC&DC)



Hot&Cold water Valve

HY-01 (under counter)
HY-02 (counter)



台下

台上

Concealed Wall-in Sensor Faucet

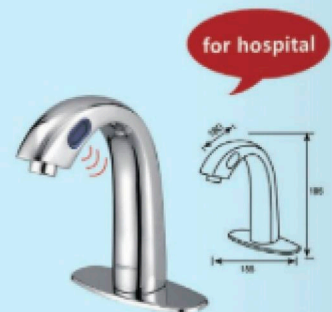
HY-279D (DC)
HY-279A (AC)
HY-279AD (AC&DC)



HY-278

Semi-automatic Sensor Faucet

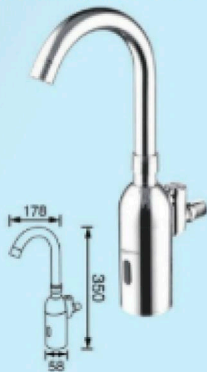
HY-267D (DC)
HY-267AD (AC&DC)
Induce On, induce Off



for hospital

Exposed Sensor Faucet (brass)

HY-197D (DC)
outlet water pipe rotated



Exposed Sensor Faucet (brass)

HY-258D (DC)
outlet water pipe rotated



Exposed Sensor Faucet

HY-218D (DC)
HY-218A (AC)
nozzle rotated 360 °C



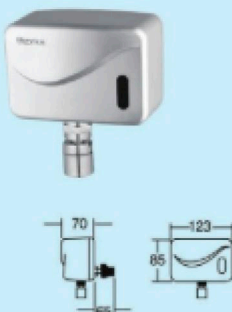
Exposed Sensor Faucet

HY-228D (DC)
HY-228A (AC)
outlet water pipe rotated



Exposed Sensor Faucet

HY-238D (DC)
HY-238A (AC)
nozzle rotated 360 °C



Exposed Sensor Faucet

HY-239D (DC)
HY-239A (AC)
outlet water pipe rotated



Exposed Sensor Faucet

HY-268D (DC)
HY-268A (AC)
Induce On, induce Off



Exposed Sensor Faucet

HY-269D (DC)
HY-269A (AC)
Induce On, induce Off



Exposed Sensor Shower
HY-638D (DC)
shower head & tube excluded



Sensor Shower
HY-628D (DC)
shower head excluded



Exposed Sensor Shower
HY-618D (DC)
shower head & tube excluded



Smart Touch Faucet



Smart Touch Faucet
HY-293D (DC)



Smart Touch Faucet
HY-295D (DC)



Fast-installed Sensor Nozzle
HY-296D (DC)



Smart Touch Kitchen Mixer
HY-292D (DC)
304 stainless steel



Smart Touch Kitchen Mixer

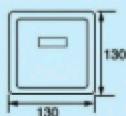





07

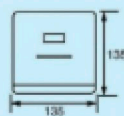
Sensor Urinal Flush Valve

HY-335D(DC)
HY-335A (AC)
HY-335AD(AC&DC)
tempered glass



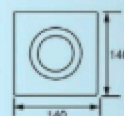

Sensor Urinal Flush Valve

HY-306D(DC)
HY-306A (AC)
HY-306AD (AC&DC)
tempered glass with LED



Sensor Urinal Flush Valve

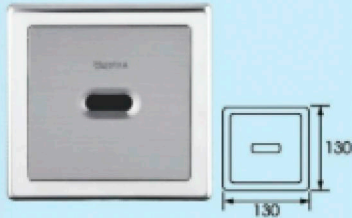
HY-2202D(DC)
HY-2202A (AC)
HY-2202AD (AC&DC)
tempered glass with smart touch



* MM , D=DC 6V(alkaline battery), A=AC 110V or 220~240V, AD= AC&DC

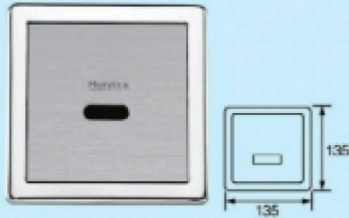
Sensor Urinal Flush Valve

HY-318D-2(DC)
HY-318A- 2(AC)
HY-318AD-2 (AC&DC)



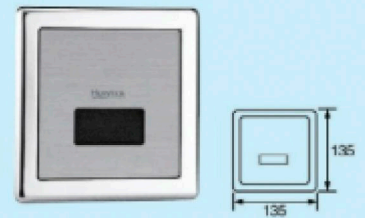
Sensor Urinal Flush Valve

HY-318D-1(DC)
HY-318A-1(AC)
HY-318AD-1 (AC&DC)



Sensor Urinal Flush Valve

HY-316D(DC)
HY-316A (AC)
HY-316AD (AC&DC)



Sensor Urinal Flush Valve

HY-336D(DC)
HY-336A (AC)
HY-336AD(AC&DC)
SS satin surface



Sensor Urinal Flush Valve

HY-332D(DC)
HY-332A(AC)
HY-332AD (AC&DC)
SS satin surface with press



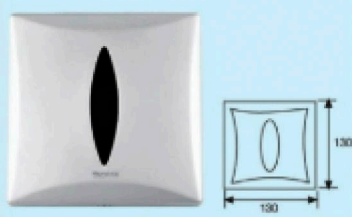
Sensor Urinal Flush Valve

HY-312D(DC)
HY-312A (AC)
HY-312AD (AC&DC)



Sensor Urinal Flush Valve

HY-327D(DC)
HY-327A (AC)
HY-327AD (AC&DC)
Metal Panel



Sensor Urinal Flush Valve

HY-2203D(DC)
HY-2203A (AC)
HY-2203AD (AC&DC)
SS satin surface



Sensor Urinal Flush Valve

HY-337D(DC)
HY-337A (AC)
HY-337AD (AC&DC)
SS satin surface



Sensor Urinal Flush Valve

HY-329D(DC)
HY-329A (AC)
HY-329AD (AC&DC)



Sensor Urinal Flush Valve

HY-326D(DC)
HY-326A (AC)
HY-326AD (AC&DC)



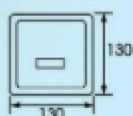
Sensor Urinal Flush Valve

HY-321D(DC)
HY-321A (AC)
HY-321AD (AC&DC)
SS satin surface



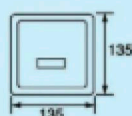
Sensor Spares

HY-317D(DC)
HY-317A (AC)
HY-317AD(AC&DC)



Sensor Spares

HY-313D (DC)
HY-313A (AC)
HY-313AD (AC&DC)
with electronic press



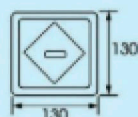
Sensor Spares

HY-358D(DC)
HY-358A (AC)
HY-358AD (AC&DC)



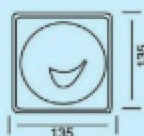

Sensor Spares

HY-315D(DC)
HY-315A (AC)
HY-315AD (AC&DC)



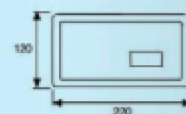
Sensor Spares

HY-325D(DC)
HY-325A (AC)
HY-325AD (AC&DC)



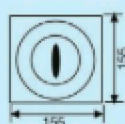

Sensor Spares

HY-357D(DC)
HY-357A(AC)
HY-357AD(AC&DC)



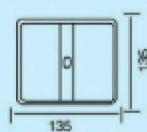
Sensor Spares

HY-355D(DC)
HY-355A (AC)
HY-355AD (AC&DC)
Metal Panel



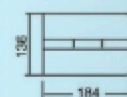
Sensor Spares

HY-323D(DC)
HY-323AAC)
HY-323AD (AC&DC)



Sensor Spares

HY-359D(DC)
HY-359A (AC)
HY-359AD(AC&DC)



* MM , D=DC 6V(alkaline battery), A=AC 110V or 220~240V, AD= AC&DC

Exposed Sensor Urinal Flush Valve
HY-379D(DC)



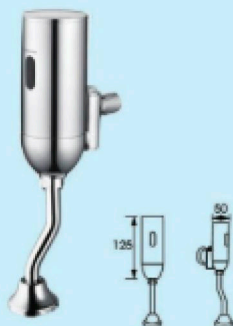
Exposed Sensor Urinal Flush Valve
HY-385D(DC)
HY-385A(AC)
HY-385AD (AC&DC)



Exposed Sensor Urinal Flush Valve
HY-386D(DC)
HY-386A(AC)
HY-386AD (AC&DC)
exposed water inlet



Exposed Sensor Urinal Flush Valve
HY-328D(DC)
material : brass



Exposed Sensor Urinal Flush Valve
HY-338D(DC)
HY-338A (AC)
HY-338AD(AC&DC)



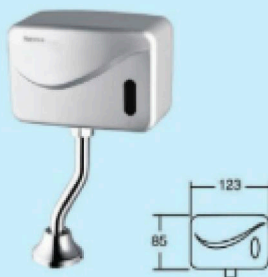
Exposed Sensor Urinal Flush Valve
HY-339D(DC)
HY-339A (AC)
HY-339AD(AC&DC)
exposed water inlet



Exposed Sensor Urinal Flush Valve
HY-378D(DC)
HY-378A (AC)



Exposed Sensor Urinal Flush Valve
HY-388D(DC)
HY-388A (AC)

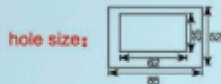


Exposed Sensor Urinal Flush Valve
HY-389D(DC)
HY-389A(AC)
exposed water inlet



Sensor Spares

HY-369D(DC)
HY-369A (AC)
HY-369AD (AC&DC)



Sensor Spares

HY-368D(DC)
HY-368A (AC)
HY-368AD (AC&DC)



Sensor Spares

HY-73069D(DC)
HY-73069A (AC)
HY-73069AD (AC&DC)



Sensor Spares

HY-363D(DC)
HY-363A (AC)
HY-363AD (AC&DC)
SS satin



Spares Series

HY-360D(DC)
HY-360A (AC)
HY-360AD(AC&DC)
material : brass



Spares Series

HY-367D(DC)
HY-367A (AC)
HY-367AD (AC&DC)
material : brass



Spares Series

HY-362D(DC)
HY-362A (AC)
HY-362AD (AC&DC)
material : brass



Spares Series

HY-365D(DC)
HY-365A (AC)
HY-365AD (AC&DC)
SS shining



Spares Series

HY-366D(DC)
HY-366A (AC)
HY-366AD (AC&DC)
material : brass



Spares Series

HY-361D(DC)
HY-361A (AC)
HY-361AD (AC&DC)



Spare (01)



Spare (02)



Spare (03)



Spare (04)



Spare (05)



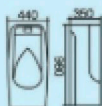
Spare (06)



Stand Sensor Ceramic Urinal

HY-601

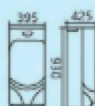
Size : 440x350x980mm



Stand Sensor Ceramic Urinal

HY-613

Size : 395x425x930mm



Stand Sensor Ceramic Urinal

HY-603

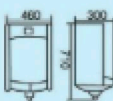
Size : 440x350x980mm



Hang Sensor Ceramic Urinal

HY-604

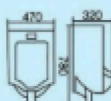
Size : 460x300x710mm



Hang Sensor Ceramic Urinal

HY-605

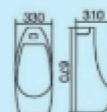
Size : 470x320x780mm



Hang Sensor Ceramic Urinal

HY-607

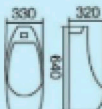
Size : 330x310x670mm



Hang Sensor Ceramic Urinal

HY-610

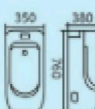
Size : 330x320x640mm



Hang Sensor Ceramic Urinal

HY-615

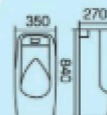
Size : 350x380x760mm



Hang Sensor Ceramic Urinal

HY-612

Size : 350x270x840mm




Sensor Slot Flush Valve

HY-399A (AC)

Digital display



Automatic leak bile tank



Sensor Toilet Flush Valve

HY-528D(DC)

HY-528A (AC)

HY-528AD (AC&DC)



Sensor Toilet Flush Valve

HY-529D(DC)

HY-529A (AC)

HY-529AD (AC&DC)

with electronic press



Exposed Toilet Flush Valve

HY-3501D(DC)

HY-3501A (AC)

HY-3501AD (AC&DC)

tempered glass with smart touch

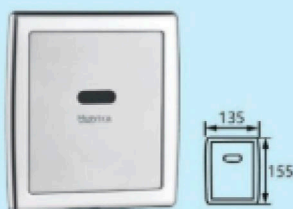


Sensor Toilet Flush Valve

HY-518D(DC)

HY-518A (AC)

HY-518AD (AC&DC)



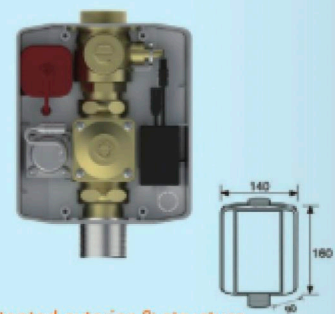
Sensor Toilet Flush Valve

HY-529-2D(DC)

HY-529-2A (AC)

HY-529-2AD (AC&DC)

with mechanical press



patented exterior & structure


Sensor Toilet Flush Valve

HY-3602D(DC)

HY-3602A (AC)

HY-3602AD (AC&DC)

tempered glass with smart touch



Exposed Toilet Flush Valve

HY-3502D(DC)

HY-3502A (AC)

HY-3502AD (AC&DC)

tempered glass with smart touch



patented exterior & structure

Exposed Toilet Flush Valve

HY-558D(DC)


HY-558A (AC)

HY-558AD (AC&DC)

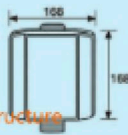


Sensor Toilet Flush Valve

HY-3601D(DC)
HY-3601A (AC)
HY-3601AD (AC&DC)
tempered glass with smart touch

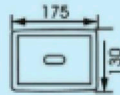


patented exterior & structure



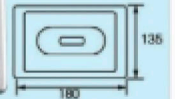
Sensor Toilet Flush Valve

HY-538D(DC)
HY-538A (AC)
HY-538AD (AC&DC)



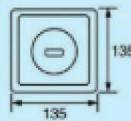
Sensor Toilet Flush Valve

HY-537D(DC)
HY-537A (AC)
HY-537AD (AC&DC)
SS satin



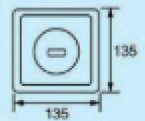
Sensor Toilet Flush Valve

HY-536D(DC)
HY-536A (AC)
HY-536AD (AC&DC)
SS satin



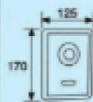
Sensor Toilet Flush Valve

HY-526D(DC)
HY-526A (AC)
HY-526AD (AC&DC)
SS satin, with electronic press



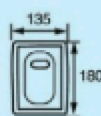
Sensor Toilet Flush Valve

HY-510D(DC)
HY-510A (AC)
HY-510AD (AC&DC)
with electronic press



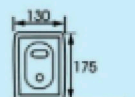
Sensor Toilet Flush Valve

HY-519D(DC)
HY-519A (AC)
HY-519AD (AC&DC)
SS satin



Sensor Toilet Flush Valve

HY-509D(DC)
HY-509A (AC)
HY-509AD (AC&DC)
SS satin, with electronic press



Exposed Toilet Flush Valve

HY-559D(DC)
with pedal



Sensor Toilet Tank

HY-569D(DC)





Automatic Hand Disinfectant
HY-1099A-2(AC)



Automatic Hand Dryer
HY-1007A(AC)
Power : 1800w
LED display



Automatic Hand Dryer
HY-1008A(AC)
Power : 1800w



Automatic Hand Dryer
HY-1088A(AC)
Power : 1000w wind speed : 90m/s
high speed



Automatic Hand Dryer
HY-1069A-2(AC)
Power : 1000w wind speed : 90m/s
high speed



Automatic Hand Dryer
HY-1009A(AC)
Power : 1000w



Automatic Hand Dryer
HY-1029A(AC)
Power : 1000w
metal shell



Salon Hair Dryer
HY-1038A(AC)
Power : 300-900w



Automatic Hand Dryer
HY-1056(AC)
Power : 1800w wind speed : 95m/s
high speed (Plastic /SS exterior shell)



Automatic Hand Dryer
HY-1059A(AC)
Power : 2300w wind speed : 95m/s
high speed (Plastic /SS exterior shell)



Automatic Hand Dryer
HY-1058A(AC)
Power : 1900w wind speed : 95m/s
double jet air



Automatic Faucet Soap Dispenser(drop)

HY-1081D(DC)
HY-1081A(AC)
Capacity : 1500ml



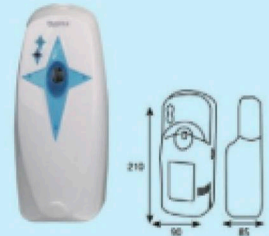
Automatic Disinfectant & Soap Dispenser

HY-1086D(drop)
HY-1086A(foam)
HY-1086C(thimerosal)
Capacity : 900ml



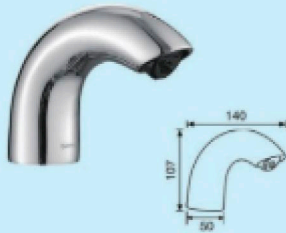
Automatic Aerosol Dispenser

HY-1085D(DC)



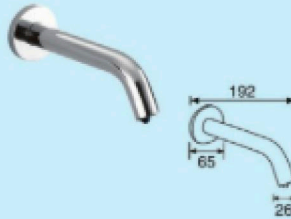
Automatic Faucet Soap Dispenser

HY-1080D(DC)
HY-1080A(AC)
Capacity : 1000ml



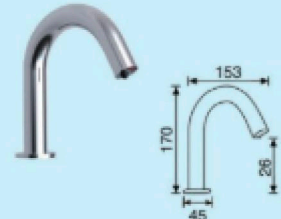
Automatic Faucet Soap Dispenser

HY-1082D(DC)
HY-1082A(AC)
Capacity : 1000ml



Automatic Faucet Soap Dispenser

HY-1083D(DC)
HY-1083A(AC)
Capacity : 1000ml



Hair Dryer

HY-1047A(AC)
Power : 1200w



Hair Dryer

HY-1048A(AC)
Power : 1200w



Hair Dryer

HY-1049A(AC)
Power : 1200w



SS Tissue Cupoard

HY-1091



SS Tissue Cupoard

HY-1092



SS Tissue Cupoard

HY-1093





RAJABDEEN & SONS (PVT) LTD.

#192-194, Nawala Road, Narahenpitiya, Colombo -05, Sri Lanka.

Tel : +94 112 807 500, +94 112 808 315 Fax : +94 112 808 419

Mob : +94 777 789 276, +94 772 499 276

E-mail : info@rajabdeensons.com

Website : www.rajabdeensons.com